

## Bur Sets & Counter Displays - Showcases for Tungsten Carbide Burs - Showcase for Tungsten Carbide Burs








PFERD conveniently lists all Tungsten Carbide Burs and and Bimetal Hole Saws and Accessories into a single and concise catalog, Section 202.

Precision CNC manufactured PFERD carbide burs offer unparalleled rotational balance, service life and performance. PFERD has decades of manufacturing experience, producing the highest performance bur on the market.

Choose from several collections of popular PFERD burs in attractive and protective wooden boxes for superior storage and accessibility. Displays are intended for PFERD distributors use.

PFERD distributors use this display as a counter top unit to promote PFERD burs, or as a component part of a complete distributor merchandising system available to authorized distributors of PFERD products. This unit displays 20 of PFERD's most popular selling burs, and provides secure storage for more than 100 of the burs being displayed.



	EDP	Component	SCTI #	Shank Diameter	Head Diameter	Head Length	Included Angle	Cut	Shank Length	Overall Length	
	2651	20 Pc. Display Set - Full	.	.	.	.	.	.	.	.	<a href="#">Request Inf</a>
	± 1	Included EDP	SA-3	1/4	3/8	3/4	.	Standard	1-3/4	2-1/2	<a href="#">Request Inf</a>
	± 2	Included EDP	SA-3	1/4	3/8	3/4	.	Double (ADC)	1-3/4	2-1/2	<a href="#">Request Inf</a>
	± 2	Included EDP	SA-5	1/4	1/2	1	.	Double (ADC)	1-3/4	2-3/4	<a href="#">Request Inf</a>
	± 2	Included EDP	SB-1	1/4	1/4	5/8	.	Double (ADC)	1-5/16	1-15/16	<a href="#">Request Inf</a>
	± 2	Included EDP	SB-3	1/4	3/8	3/4	.	Double (ADC)	1-3/4	2-1/2	<a href="#">Request Inf</a>
	± 2	Included EDP	SC-1	1/4	1/4	5/8	.	Double (ADC)	1-7/8	1-15/16	<a href="#">Request Inf</a>
	± 2	Included EDP	SC-3	1/4	3/8	3/4	.	Double (ADC)	1-3/4	2-1/2	<a href="#">Request Inf</a>



±	2446	Included EDP	SC-5 1/4	1/2	1	.	Double (ADC)	1-3/4 2-3/4	<a href="#">Request Inf</a>
	2457	Included EDP	SD-4 1/4	7/16	3/8	.	Double (ADC)	1-3/4 2-1/8	<a href="#">Request Inf</a>
	2469	Included EDP	SF-1 1/4	1/4	5/8	.	Double (ADC)	1- 1- 5/16 15/16	<a href="#">Request Inf</a>
	2470	Included EDP	SF-3 1/4	3/8	3/4	.	Double (ADC)	1-3/4 2-1/2	<a href="#">Request Inf</a>
	2472	Included EDP	SF-5 1/4	1/2	1	.	Double (ADC)	1-3/4 2-3/4	<a href="#">Request Inf</a>
	2472	Included EDP	SF-5 1/4	1/2	1	.	Diamon d	1-3/4 2-3/4	<a href="#">Request Inf</a>
	2472	Included EDP	SF-5 1/4	1/2	1	.	Alumin um	1-3/4 2-3/4	<a href="#">Request Inf</a>
	2480	Included EDP	SG- 1/4 3	3/8	3/4	.	Double (ADC)	1-3/4 2-1/2	<a href="#">Request Inf</a>
	2481	Included EDP	SG- 1/4 5	1/2	1	.	Double (ADC)	1-3/4 2-3/4	<a href="#">Request Inf</a>
	2515	Included EDP	SL-3 1/4	3/8	1- 1/16	14°	Double (ADC)	1- 15/1 3 6	<a href="#">Request Inf</a>
	2516	Included EDP	SL-4 1/4	1/2	1-1/8	14°	Double (ADC)	1- 15/1 3- 6 1/16	<a href="#">Request Inf</a>
	2516	Included EDP	SL-4 1/4	1/2	1-1/8	14°	Diamon d	1- 15/1 3- 6 1/16	<a href="#">Request Inf</a>
±	2522	Included EDP	SM- 1/4 3	1/4	1	10°	Double (ADC)	15/1 1- 6 15/16	<a href="#">Request Inf</a>

