









ZE-series, pump options



Non-electric options for ZE-pumps without LCD: single- or two stage pump unit, return filter, skid or roll bar, and pressure gauge

Options for ZE-pumps with LCD: all options are available from standard electric plus heat exchanger, pressure transducer, oil level/temperature switch and foot switch.

ZE-series pump options		Reservoir Size	ZE-Series Options			
			Factory Installed		Accessory Kits	
			Standard Electric	LCD Electric	Standard Electric	LCD Electric
		litres	add suffix to pump modelnr.		Order Kit Modelnr.	
	Return Line Filter		F	F	ZPF	ZPF
	Skid Bar (pump without heat exchanger)	4 - 8	K	K	SBZ-4	SBZ-4
	Skid Bar (pump with heat exchanger)	4 - 8	K	K	SBZ-4L	SBZ-4L
	Roll Bar	4 - 8	R	R	ZRB-04	ZRB-04
		10	R	R	ZRB-10	ZRB-10
		20	R	R	ZRB-20	ZRB-20
		40	R	R	ZRB-40	ZRB-40
	Single-Stage Unit	-	S	S	-	-
	Heat Exchanger	4 - 8	-	H	-	ZHE-E04
		10	-	H	-	ZHE-E10
		20	-	H	-	ZHE-E10
		40	-	H	-	ZHE-E10
	Pressure Gauge	-	G	G	-	-
	Pressure Transducer	-	-	T	-	ZPT-U4
	Level/Temperature Switch	-	-	L	-	ZLS-U4
	Foot Switch	-	-	U	-	ZCF-2